



CIC 200 PLASTIC SCREW ANCHOR ASSORTMENT WITH PHILLIPS BINDING HEAD METAL SCREWS

FEATURES:

- For light duty applications in solid materials
- Color coded diameters for easy identification
- Acid resistant

NYLON FLANGED:

- For light duty applications
- Large flange helps eliminate push through
- Special side locks to prevent turning during installation
- Super deep ridges provide superior holding power

P/N 7734

1160

 4-6 x 1 VINYL P/N 601	 10-12 x 1 VINYL P/N 604	 14 x 2 VINYL P/N 610	 6 x 3/4 METAL SCREW P/N 1509	 10 x 3/4 METAL SCREW P/N 1528	 12 x 1-1/2 METAL SCREW P/N 1541
 4-6 x 1-1/2 VINYL P/N 599	 10-12 x 1-1/2 VINYL P/N 606	 6-8 x 1 NYLON FLANGED P/N 680	 6 x 1 METAL SCREW P/N 1511	 10 x 1 METAL SCREW P/N 1530	 14 x 3/4 METAL SCREW P/N 1546
 8 x 1 VINYL P/N 602	 14 x 1 VINYL P/N 608	 8-10 x 1-1/4 NYLON FLANGED P/N 681	 8 x 3/4 METAL SCREW P/N 1518	 12 x 3/4 METAL SCREW P/N 1537	 14 x 1 METAL SCREW P/N 1548
 8 x 1-1/2 VINYL P/N 603	 14 x 1-1/2 VINYL P/N 609	 12-14 x 1-1/2 NYLON FLANGED P/N 682	 8 x 1 METAL SCREW P/N 1520	 12 x 1 METAL SCREW P/N 1539	 14 x 1-1/2 METAL SCREW P/N 1550

A21-1

TRAY FRONT

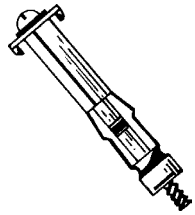


CIC 200™ HOLLOW WALL ANCHOR ASSORTMENT WITH QUICKSET TOOL

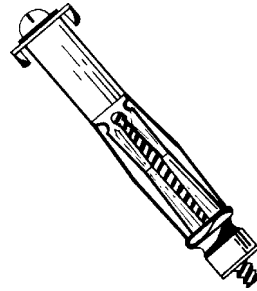
P/N 7735

FEATURES:

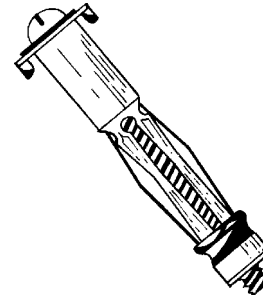
- Sleeve style hollow wall anchor designed for use in plaster, drywall, concrete block, hollow tile or plywood
- Anchors come with combo head screw for convenience



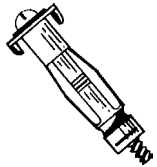
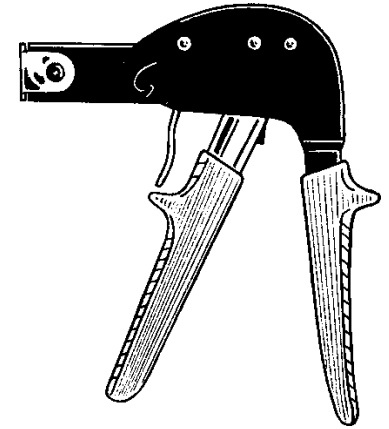
1/8 - LONG
5/8 to 1-1/4 GRIP
5/16 DRILL
P/N 5971



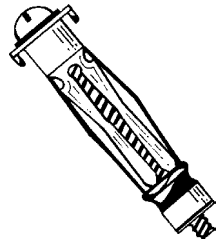
3/16 - LONG
5/8 to 1-1/4 GRIP
7/16 DRILL
P/N 5974



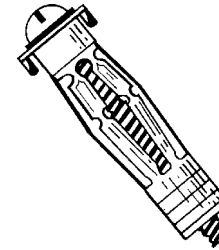
1/4 - LONG
5/8 to 1-1/4 GRIP
1/2 DRILL
P/N 5977



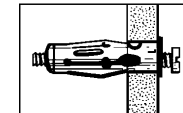
1/8 - SHORT
1/8 to 5/8 GRIP
5/16 DRILL
P/N 5970



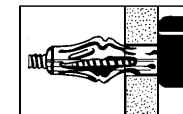
3/16 - SHORT
1/8 to 5/8 GRIP
7/16 DRILL
P/N 5973



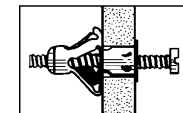
1/4 - SHORT
1/8 to 5/8 GRIP
1/2 DRILL
P/N 5976



1- Push fasteners into predrilled hole



2- Slip QuickSet's jaw over screwhead



3- Then simply squeeze the handle until the fastener is fully collapsed

TRAY FRONT

230

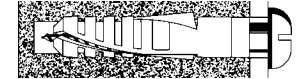
A212



CIC 200 SUPER HOLD ANCHOR ASSORTMENT WITH PHILLIPS BINDING HEAD METAL SCREWS

FEATURES:

- Ribbed construction gives maximum holding power
- Spiral design keeps screw centered while maintaining equal expansion on all sides
- Specially designed wings prevent anchor from spinning or falling out

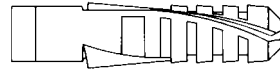


P/N 7718

PROPER INSTALLATION



12-14 SUPER HOLD
5/16 DRILL
P/N 88632



5/16-3/8 SUPER HOLD
1/2 DRILL
P/N 88634



8-10 SUPER HOLD
1/4 DRILL
P/N 88631



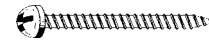
4-6 SUPER HOLD
3/16 DRILL
P/N 88630



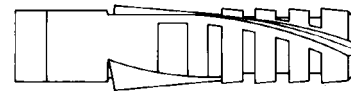
1/4-5/16 SUPER HOLD
3/8 DRILL
P/N 88633



8 x 2
METAL SCREW
P/N 1524



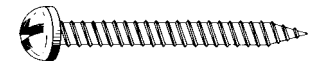
6 x 1-1/2
METAL SCREW
P/N 1513



7/16-1/2 SUPER HOLD
5/8 DRILL
P/N 88635



14 x 2
METAL SCREW
P/N 1552



12 x 2
METAL SCREW
P/N 1543



10 x 1-3/4
METAL SCREW
P/N 1533

TRAY FRONT

485

A21-3



CIC 200™ SLOTTED HEX WASHER AND PHILLIPS FLAT HEAD CEMENT SCREW ASSORTMENT



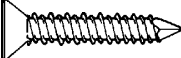

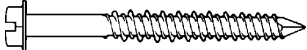
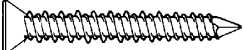

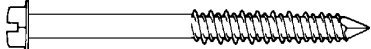
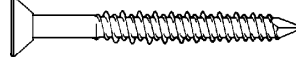
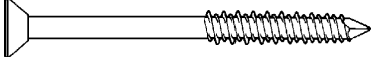
P/N 7790

FEATURES:

- Self-tapping screw type anchors
- Works fast and securely in all types of masonry applications
- Fast – install 2 to 3 fasteners per minute, just drill, then drive
- Strong – designed for ultimate pullout strength
- Safe and easy – no dangerous equipment needed for installation
- Special high, sharp thread cuts deep and easily while low thread provides stability for accurate driving
- Removable – repairs and adjustments of installed components are made easy because our fastener can be removed and re-inserted in the same hole

350

A214

 <p>3/16 x 1-1/4 SLOTTED HEX WASHER P/N 9050 5/32 x 3-1/2 DRILL P/N 9086</p>	 <p>1/4 x 1-3/4 SLOTTED HEX WASHER P/N 9058 3/16 x 3-1/2 DRILL P/N 9083</p>	 <p>1/4 x 1-1/4 PHILLIPS FLAT HEAD P/N 9071 3/16 x 3-1/2 DRILL P/N 9083</p>	
 <p>3/16 x 1-3/4 SLOTTED HEX WASHER P/N 9051 5/32 x 3-1/2 DRILL P/N 9086</p>	 <p>1/4 x 2-1/4 SLOTTED HEX WASHER P/N 9059 3/16 x 4-1/2 DRILL P/N 9084</p>	 <p>1/4 x 1-3/4 PHILLIPS FLAT HEAD P/N 9072 3/16 x 3-1/2 DRILL P/N 9083</p>	
 <p>1/4 x 1-1/4 SLOTTED HEX WASHER P/N 9057 3/16 x 3-1/2 DRILL P/N 9083</p>	 <p>1/4 x 2-3/4 SLOTTED HEX WASHER P/N 9060 3/16 x 4-1/2 DRILL P/N 9084</p>	 <p>1/4 x 2-1/4 PHILLIPS FLAT HEAD P/N 9073 3/16 x 4-1/2 DRILL P/N 9084</p>	 <p>1/4 x 2-3/4 PHILLIPS FLAT HEAD P/N 9074 3/16 x 4-1/2 DRILL P/N 9084</p>

TRAY FRONT



CIC 200™ TOGGLE ANCHOR ASSORTMENT

BUTTERFLY TOGGLE FEATURES

- Eliminates big holes
- Fastens in drywall, paneling, tile and concrete
- Holds up to 590 lbs
- Accepts screws no.6-no.14

MULTI - TOGGLE FEATURES

- Installs in seconds
- Works in walls 3/8 to 2-1/2" thick
- Bolt can be removed without losing anchor behind wall

P/N 7741



210

<p>BUTTER-FLY TOGGLE 1/8-1/4 WALL THICKNESS 5/16 DRILL P/N 5381</p>	<p>BUTTER-FLY TOGGLE 5/8-3/4 WALL THICKNESS 5/16 DRILL P/N 5383</p>	<p>BUTTER-FLY TOGGLE 1/2-1 WALL THICKNESS 5/16 DRILL P/N 5385</p>	<p>EXPANSION</p>	
<p>BUTTER-FLY TOGGLE 3/8-1/2 WALL THICKNESS 5/16 DRILL P/N 5382</p>	<p>PICTURE HOOK TOGGLE 3/8-1/2 WALL THICKNESS 5/16 DRILL P/N 5384</p>	<p>BUTTERFLY-TOGGLE 1-3/8+ WALL THICKNESS 5/16 DRILL P/N 5386</p>		<p>WIRE HARNESS ANCHOR 3/8-1/2 WALL THICKNESS 5/16 DRILL P/N 5393</p>
<p>MULTI - TOGGLE 3/16 (10-24) SCREW 1/2 DRILL P/N 5390</p>	<p>MULTI-TOGGLE 1/4-20 SCREW 1/2 DRILL P/N 5391</p>	<p>BUTTER-FLY TOGGLE 1-1/2+ WALL THICKNESS 5/16 DRILL P/N 5387</p> <p>SHELVING TOGGLE 3/8-1/2 WALL THICKNESS 5/16 DRILL P/N 5388</p>		<p>WIRE HARNESS ANCHOR 5/8-3/8 WALL THICKNESS 5/16 DRILL P/N 5394</p>

A215

TRAY FRONT



SUPERFAST™ ANCHOR ASSORTMENT

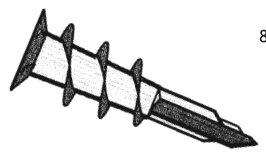



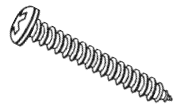

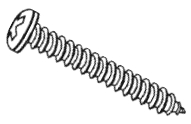

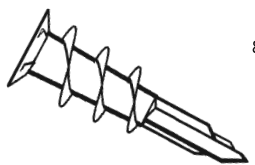

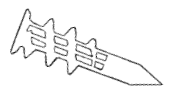



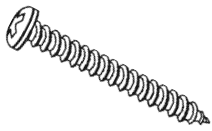



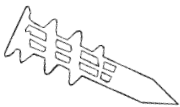

FEATURES

- No pre-drilling
- Removable
- Extra deep #2 phillips drive
- Installs with phillips screwdriver or screwgun
- Works in 3/8", 1/2" and 5/8" drywall
- Standard anchors use #8 or #10 sheet metal screws
- Mini anchors use #6 or #8 sheet metal screws

P/N 17701



500

  <p>SUPERFAST™ (ZINC) P/N 88650 For use with #8 or #10 sheet metal screws</p>	  <p>SUPERFAST™ (ZINC) W/FLAT BLADE P/N 88640 For use with #8 or #10 sheet metal screws</p>	  <p>6 x 1" PHILLIPS BINDING HEAD SHEET METAL SCREWS P/N 1511</p>	  <p>8 x 1-1/4" PHILLIPS BINDING HEAD SHEET METAL SCREWS P/N 1521</p>
  <p>SUPERFAST™ (NYLON) P/N 88645 For use with #8 or #10 sheet metal screws</p>	  <p>SUPERFAST™ MINI (ZINC) P/N 88680 For use with #6 or #8 sheet metal screws</p>	  <p>6 x 1-1/4" PHILLIPS BINDING HEAD SHEET METAL SCREWS P/N 1512</p>	  <p>8 x 1-1/2" PHILLIPS BINDING HEAD SHEET METAL SCREWS P/N 1522</p>
  <p>SUPERFAST™ (NYLON) LOCKING P/N 88646 For use with #8 or #10 sheet metal screws</p>	  <p>SUPERFAST™ MINI (PLASTIC) P/N 88675 For use with #6 or #8 sheet metal screws</p>	<p>EXPANSION</p>	<p>EXPANSION</p>

A216

TRAY FRONT



EPOXY-LOCK™ STUD AND DRIVER ASSORTMENT

P/N 17732

FEATURES:

- Carbon steel studs with chamfered on one end and hex socket drive on the other end
- No separate driver required

USE WITH EPOXY-LOCK
CHEMICAL ANCHOR P/N 88750



3/8 STUD
P/N 88780

USE WITH EPOXY-LOCK
CHEMICAL ANCHOR P/N 88755



1/2 STUD
P/N 88785

USE WITH EPOXY-LOCK
CHEMICAL ANCHOR P/N 88760



5/8 STUD
P/N 88790

USE WITH EPOXY-LOCK
CHEMICAL ANCHOR P/N 88765



3/4 STUD
P/N 88795

TRAY FRONT



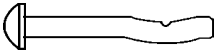
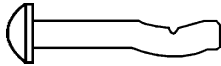
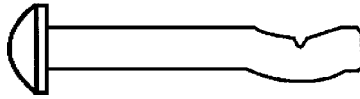

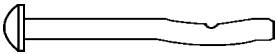
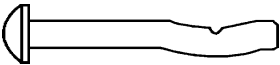

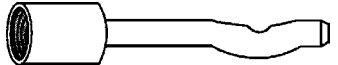
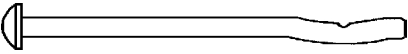



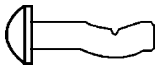
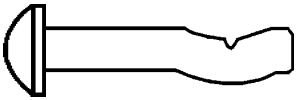
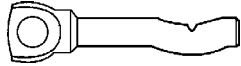
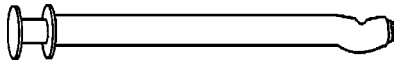
CIC 200™ HAMMER-LOCK ANCHOR ASSORTMENT

P/N 17750

FEATURES:

- Fast, easy and vibration resistant
- The Hammer-Lock Anchor can be installed quickly and easily in concrete, block, brick or stone
- The one-piece construction eliminates extra pieces or steps required for installation and provides remarkable holding power
- Just drill and set!

201

 <p>3/16 x 1-1/2 ROUND HEAD 3/16" DRILL DIAM. AND 1-1/4" DEPTH P/N 88502</p>	 <p>1/4 x 1-1/2 ROUND HEAD 1/4" DRILL DIAM. AND 1-1/4" DEPTH P/N 88510</p>	 <p>3/8 x 2-1/2 ROUND HEAD 3/8" DRILL DIAM. AND 1-3/4" DEPTH P/N 88517</p>	 <p>1/4-20 ROD COUPLING 3/16" DRILL AND 1-1/4" DEPTH P/N 88549</p>
 <p>3/16 x 2 ROUND HEAD 3/16" DRILL DIAM. AND 1-1/4" DEPTH P/N 88503</p>	 <p>1/4 x 2 ROUND HEAD 1/4" DRILL DIAM. AND 1-1/4" DEPTH P/N 88511</p>	 <p>3/8 x 3 ROUND HEAD 3/8" DRILL DIAM. AND 1-3/4" DEPTH P/N 88518</p>	 <p>3/8-16 ROD COUPLING 1/4" DRILL DIAM. AND 1-3/4" DEPTH P/N 88550</p>
 <p>3/16 x 3 ROUND HEAD 3/16" DRILL DIAM. AND 1-1/4" DEPTH P/N 88505</p>	 <p>1/4 x 3 ROUND HEAD 1/4" DRILL DIAM. AND 1-1/4" DEPTH P/N 88513</p>	 <p>3/16 TIE WIRE 3/16" DRILL DIAM. AND 1-1/4" DEPTH P/N 88551</p>	 <p>3/16 x 2-3/4 FORMING 3/16" DRILL DIAM. AND 1-1/4" DEPTH P/N 88555</p>
 <p>1/4 x 1 ROUND HEAD 1/4" DRILL DIAM. AND 7/8" DEPTH P/N 88508</p>	 <p>3/8 x 2 ROUND HEAD 3/8" DRILL DIAM. AND 1-3/4" DEPTH P/N 88516</p>	 <p>1/4 TIE WIRE 1/4" DRILL DIAM. AND 1-1/4" DEPTH P/N 88552</p>	 <p>1/4 x 2-3/4 FORMING 1/4" DRILL DIAM. AND 1-1/4" DEPTH P/N 88556</p>

8-1/8
A218



PHILLIPS/SLOTTED COMBO ROUND HEAD TOGGLE BOLT ANCHORS

P/N 17775

FEATURES:

- Phillips/slotted combo round head for fast and easy assembly
- Die cast trunion nut has more threads than standard toggle
- Stronger and more reliable
- Unique design provides greater strength
- Corrosion resistant finish

170

 <p>1/8 x 3 (3/8 HOLE SIZE) P/N 816</p>	 <p>1/8 x 4 (3/8 HOLE SIZE) P/N 817</p>	 <p>3/16 x 6 (1/4 HOLE SIZE) P/N 822</p>	 <p>5/16 x 4 (7/8 HOLE SIZE) P/N 828</p>
 <p>3/16 x 3 (1/2 HOLE SIZE) P/N 819</p>	 <p>3/16 x 4 (1/2 HOLE SIZE) P/N 820</p>		 <p>5/16 x 5 (7/8 HOLE SIZE) P/N 829</p>
 <p>1/4 x 3 (5/8 HOLE SIZE) P/N 823</p>	 <p>1/4 x 4 (5/8 HOLE SIZE) P/N 824</p>	 <p>1/4 x 6 (5/8 HOLE SIZE) P/N 826</p>	 <p>3/8 x 4 (7/8 HOLE SIZE) P/N 832</p>

TRAY FRONT

A21-9




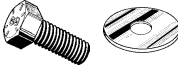
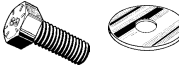
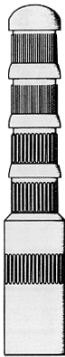

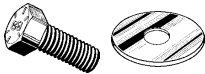
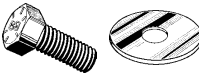

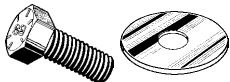
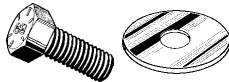
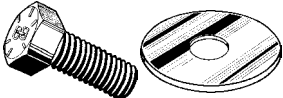

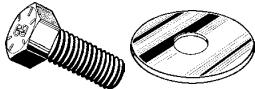
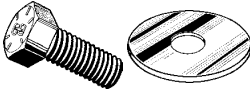

CIC 200™ DROP-TITE™ ANCHOR ASSORTMENT

P/N 17777

FEATURES:

- For use with CIC 200 Drop-Tite Epoxy (P/N 74534)
- Extremely high holding values – epoxy bond adheres to entire length of anchor body, producing superior ultimate strength
- Easy to install – no special tools or bits required
- Shallow embedment – provides excellent holding value while avoiding rebar and “drill-thru”
- Close edge distance and spacing – epoxy bond and shallow embedment minimize effects of “cone failure”

157

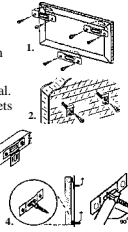
 <p>5/16 x 1-9/16 P/N 88560</p>	 <p>1/4-20 x 1/2 GR8 CAP SCREW P/N 40700 1/4-20 CIC 200 UNIFIT WASHER P/N 5400</p>	 <p>1/4-20 x 3/4 GR8 CAP SCREW P/N 40702 1/4 CIC 200 UNIFIT WASHER P/N 5400</p>	
 <p>7/16 x 2-3/8 P/N 88561</p>	 <p>5/16-18 x 3/4 GR8 CAP SCREW P/N 40728 5/16 CIC 200 UNIFIT WASHER P/N 5401</p>	 <p>5/16-18 x 1 GR8 CAP SCREW P/N 40730 5/16 CIC 200 UNIFIT WASHER P/N 5401</p>	<p>7/8 x 5-3/4 P/N 88564</p>
 <p>1/2 x 2-3/4 P/N 88562</p>	 <p>3/8-16 x 3/4 GR8 CAP SCREW P/N 40754 3/8 CIC 200 UNIFIT WASHER P/N 5402</p>	 <p>3/8-16 x 1 GR8 CAP SCREW P/N 40756 3/8 CIC 200 UNIFIT WASHER P/N 5402</p>	 <p>5/8-11 x 1-3/4 GR8 CAP SCREW P/N 40855 5/8 CIC 200 UNIFIT WASHER P/N 5406</p>
 <p>5/8 x 3-5/8 P/N 88563</p>	 <p>1/2-13 x 1 GR8 CAP SCREW P/N 40807 1/2 CIC 200 UNIFIT WASHER P/N 5404</p>	 <p>1/2-13 x 1-1/4 GR8 CAP SCREW P/N 40809 1/2 CIC 200 UNIFIT WASHER P/N 5404</p>	 <p>5/8-11 x 2 GR8 CAP SCREW P/N 40856 5/8 CIC 200 UNIFIT WASHER P/N 5406</p>

A21-10



INSTALLATION INSTRUCTIONS

1. Fasten three (3) Security Slotted Brackets to the back of picture frame – two on top and one on bottom. See diagram as shown.
2. Fasten two (2) Slide-In Mounting Brackets to wall material. This should coincide with the two Security Slotted Brackets on the top of picture frame only.
3. Position picture frame on Mounting Brackets directly behind Slotted Brackets as shown.
4. Screw one Secure-T-Screw into wall material at the location of the bottom Security Slotted Bracket. Position Secure-T-Screw into Security Slotted Bracket and twist the Secure-T-Screw securely with a wrench.



SECURITY PICTURE HANGING HARDWARE ASSORTMENT

FEATURES:

- Metal hardware to assemble, hang and securely fasten picture frames, mirrors and other wall hangings.

P/N 17854

511

 <p>SECURE-T SCREW P/N 88746</p>	 <p>12-16 x 1-1/2 NYLON FLANGED ANCHOR P/N 682</p>	 <p>SLIDE-IN MOUNTING BRACKET P/N 88747</p>	 <p>8-12 x 1-1/4 NYLON FLANGED ANCHOR P/N 681</p>
 <p>SECURE-T SCREW WRENCH P/N 88749</p>	 <p>SECURITY SLOTTED BRACKET P/N 88748</p>	 <p>6 x 1/2 PHILLIPS SLOTTED METAL SCREW P/N 1244</p>	 <p>10 x 1-1/4 PHILLIPS SLOTTED METAL SCREW P/N 1273</p>

TRAY FRONT

A21-12



HAMMER DRIVE STUD ANCHOR ASSORTMENT

P/N 17871

FEATURES:

- Fast, easy setting of anchor, drill insert and hammer
- No hole spotting – can be drilled and set with fixture in place
- High pull-out and shear strength
- Yellow dichromate over zinc plating for superior corrosion resistance

DIAMETER	2000 PSI CONCRETE			4000 PSI CONCRETE		
	TENSION IN FT. LBS.		SHEAR	TENSION IN FT. LBS.		
	MIN. EMBED.	MAX. EMBED.	MIN. EMBED.	MIN. EMBED.	MAX. EMBED.	
1/4"	(1") 900	(1-1/2") 1000	(1") 1600	(1") 1300	(1-1/2") 1400	
5/16"	(1-1/4") 1400	(1-7/8") 1500	(1-1/4") 3000	(1-1/4") 2100	(1-7/8") 2400	
3/8"	(1-1/2") 2200	(2-1/4") 2800	(1-1/2") 3400	(1-1/2") 3200	(2-1/4") 3700	
1/2"	(2") 3800	(3") 4200	(2") 7200	(2") 5800	(3") 5700	
5/8"	(2-1/2") 5400	(3-3/4") 6600	(2-1/2") 9200	(2-1/2") 7500	(3-3/4") 10,400	
3/4"	(3") 7500	(4-1/2") 9900	(3") 13,500	(3") 9500	(4-1/2") 13,400	

80



A21-14

TRAY FRONT








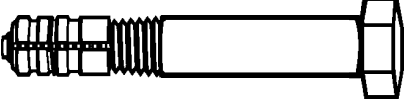


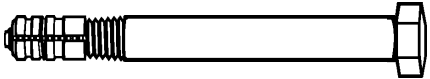
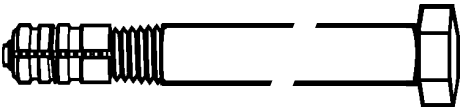


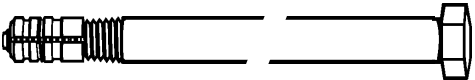
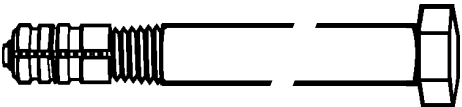

INSTALLATION PROCEDURE:
 1. Drill hole the same diameter as the Taper Bolt, using fixture as a template.
 2. Drive Taper Bolt into place leaving recommended head clearance. If hole is oversized, simply remove and pre-expand the expander nut to fit hole.
 3. Tighten Taper Bolt to recommended torque.
 4. For larger projects, set Taper Bolt with an impact wrench. This method offers speed, consistency and greater installer productivity.

TAPER BOLT ANCHOR ASSORTMENT

FEATURES:

- Grade 5, zinc plated taper bolt
- Required hole diameter equals anchor diameter – no repositioning of equipment required
- Undersize/oversize holes can be accommodated by turning the pre-expanded nut a few times
- Bolt can be removed and re-used with a new nut **P/N 17881**
- Equipment may be removed and replaced – the bolt is simply re-inserted and torqued to obtain original holding power (the nut stays in the hole)
- The highest tensile and shear strength of any expansion anchor
- Withstands vibratory loads better than any other expansion anchor

62

<p>1/4 Nut P/N 77677N</p> 	<p>3/8 Nut P/N 77680N</p> 	<p>1/2 Nut P/N 77684N</p> 	
 <p>1/4 x 1-3/4 P/N 77677</p>	 <p>3/8 x 2-1/4 P/N 77680</p>	 <p>1/2 x 2-7/8 P/N 77684</p>	 <p>1/2 x 5 P/N 77686</p>
 <p>1/4 x 2-1/2 P/N 77678</p>	 <p>3/8 x 3 P/N 77682</p>	 <p>1/2 x 4 P/N 77685</p>	<p>1/4 x 6 x 1/4 Black Beauty Drill P/N 77510</p> 
 <p>1/4 x 3-1/2 P/N 77679</p>	 <p>3/8 x 4 P/N 77683</p>	 <p>1/2 x 6-3/4 x 3/8 Black Beauty Drill P/N 77546</p>	

A21-15

TRAY FRONT

CIC 200™ CEMENT BOLT ANCHORS ASSORTMENT











P/N 17901

FEATURES:

- Hex washer head, heat-treated, high strength carbon steel
- Serrations under head for superior holding power
- Removable, reusable and vibration-resistant
- Layout or hole spotting is eliminated-can be drilled and set with fixture in place
- Works in most base material-concrete, block and brick

158

A21-16

 <p>1/4 x 1-1/4 P/N 9019</p>	 <p>1/4 x 3 P/N 9022</p>	 <p>3/8 x 3 P/N 9025</p>	 <p>1/2 x 3 P/N 9029</p>
 <p>1/4 x 1-3/4 P/N 9020</p>	 <p>3/8 x 1-3/4 P/N 9023</p>	 <p>3/8 x 4 P/N 9026</p>	 <p>1/2 x 4 P/N 9030</p>
 <p>1/4 x 2-1/4 P/N 9021</p>	 <p>3/8 x 2-1/2 P/N 9024</p>	TRAY FRONT	

FEATURES:

- One-piece, all steel threaded fastening system for suspending steel threaded rod vertically overhead in pipe hanging, fire protection, electrical and cable-tray applications
- Two head configurations for vertical and side mounting

- Can be installed in a variety of base materials including steel, wood and concrete
- Self-tapping screw style for concrete and self-drilling screw style for wood and steel

75

 <p>3/8 x 1/4-20 x 2" Vertical Metal P/N 9501</p>	 <p>3/8 x 1/4-20 x 1-1/2 Side Metal P/N 9515</p>	 <p>3/8 x 3/8 x 2-1/2 Vertical Wood P/N 9508</p>	 <p>3/8 x 1/4 x 1-1/2 Vertical Concrete P/N 9511</p>
 <p>3/8 x 1/4-20 x 1-1/2 Vertical Metal P/N 9502</p>	 <p>1/4-20 Flangrip Lock Nut P/N 6990</p>	 <p>1/2 x 3/8 x 2-1/2 Vertical Wood P/N 9509</p>	 <p>1/2 x 3/8 x 2-3/4 Vertical Concrete P/N 9512</p>
 <p>1/2 x 12-20 x 1-1/2 Vertical Metal P/N 9503</p>	 <p>3/8 x 1/4 x 2" Vertical Wood P/N 9505</p>	 <p>3/8 x 1/4 x 2" Side Wood P/N 9517</p>	 <p>Universal Socket Driver P/N 9519</p>
 <p>3/8 x 1/4-20 x 1" Side Metal P/N 9514</p>	 <p>3/8 x 1/4 x 3" Vertical Wood P/N 9506</p>	 <p>3/8 x 3/8 x 2-1/2 Side Wood P/N 9518</p>	 <p>3/8 Concrete Socket Driver P/N 9521</p>
			 <p>1/2 Concrete Socket Driver P/N 9522</p>

TRAY FRONT

A21-17



TURBO-DRIVE™ ANCHORS ASSORTMENT

P/N 17929

FEATURES:

- Installs in wallboard, plywood, concrete, hollow or grout filled block, brick and plaster
- Patented design provides for smooth entry, clean cutting and a powerful hold
- Thread design prevents spinning and stripping
- Heat treated point penetrates metal and wood studs
- Installs quickly and easily with a Phillips screwdriver
- Can be easily backed out

504



3/16 x 1-1/4
PAN HEAD CHROME
P/N 88656



3/16 x 1-1/4
OVAL HEAD CHROME
P/N 88658



3/16 x 1-1/4
PAN HEAD WHITE
P/N 88657



3/16 x 1-1/4
OVAL HEAD WHITE
P/N 88659



3/16 x 3-1/2 x 3/16
BLACK BEAUTY DRILL
P/N 77504

3/16 x 6 x 3/16
BLACK BEAUTY DRILL
P/N 77505



1-15/16
5-10 PHILLIPS POWER BIT
P/N 83026



2-3/4
5-10 PHILLIPS POWER BIT
P/N 83031

A21-18

TRAY FRONT



HOLLOW WALL ANCHOR ASSORTMENT

SUPERFAST ANCHORS:

- No pre drilling
- Removable
- Extra deep #2 phillips drive
- Works in 3/8", 1/2" and 5/8" drywall
- Use with #6, 8, 10 or 12 metal screws

BUTTERFLY ANCHORS:

- Fastens in drywall, paneling, tile and concrete
- Holds up to 590lbs.
- Accepts screws No. 6 - No. 14

NYLON FLANGED ANCHORS:

































- Special side locks
- Special taper wings
- Large flange to eliminate push through
- Super deep ridges for superior holding power

TURBO-DRIVE ANCHORS:

- Installs in wall board, plywood, concrete, hollow or grout filled block, brick or plaster
- Installs directly through fixture into wall board
- Smooth entry, clean cutting and powerful hold
- Can be easily backed out

P/N 17948

432

  <p>CIC 200 SUPERFAST ANCHOR - NYLON P/N 88645</p>	  <p>3/8-1/2 CIC BUTTERFLY TOGGLE P/N 5382</p>	  <p>12-14 X 1-1/2 NYLON FLANGED ANCHOR P/N 682</p>	  <p>8 X 1 PHILLIPS BINDING HEAD METAL SCREW P/N 1520</p>
  <p>SUPERFAST MINI ANCHOR - PLASTIC P/N 88675</p>	  <p>5/8-3/4 CIC BUTTERFLY TOGGLE P/N 5383</p>	  <p>TURBO-DRIVE ANCHOR CHROME PAN HEAD P/N 88656</p>	  <p>10 X 1 PHILLIPS BINDING HEAD METAL SCREW P/N 1530</p>
  <p>CIC 200 SUPERFAST ANCHOR P/N 88650</p>	  <p>6-8 X 1 NYLON FLANGED ANCHOR P/N 680</p>	  <p>TURBO-DRIVE ANCHOR CHROME OVAL HEAD P/N 88658</p>	  <p>10 X 1-1/2 PHILLIPS BINDING HEAD METAL SCREW P/N 1532</p>
  <p>SUPERFAST MINI ANCHOR - ZINC P/N 88680</p>	  <p>8-10 X 1-1/4 NYLON FLANGED ANCHOR P/N 681</p>	  <p>14 X 2 PHILLIPS BINDING HEAD METAL SCREW P/N 1552</p>	  <p>14 X 1-1/2 PHILLIPS BINDING HEAD METAL SCREW P/N 1550</p>

A21-20

TRAY FRONT



INSTALLATION PROCEDURE:
 1. Drill hole the same diameter as the Taper Bolt, using fixture as a template.
 2. Drive Taper Bolt into place leaving recommended head clearance. If hole is oversized, simply remove and pre-expand the expander nut to fit hole.
 3. Tighten Taper Bolt to recommended torque.
 4. For larger projects, set Taper Bolt with an impact wrench. This method offers speed, consistency and greater installer productivity.

TAPER BOLT ANCHOR ASSORTMENT

FEATURES:










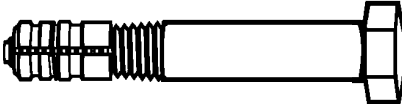



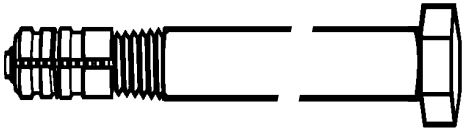
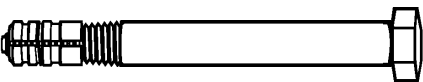

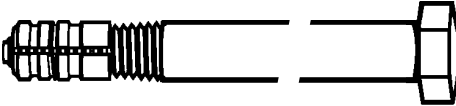

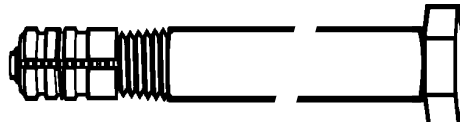



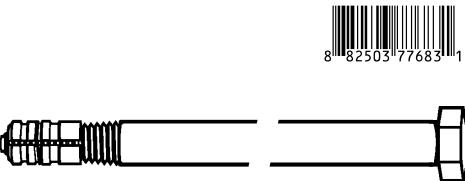

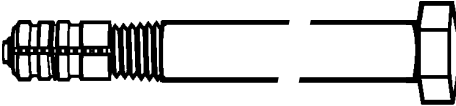





- Grade 5, zinc plated taper bolt
- Required hole diameter equals anchor diameter – no repositioning of equipment required
- Undersize/oversize holes can be accommodated by turning the pre-expanded nut a few times

- Bolt can be removed and re-used with a new nut
- Equipment may be removed and replaced – the bolt is simply re-inserted and torqued to obtain original holding power (the nut stays in the hole)
- The highest tensile and shear strength of any expansion anchor
- Withstands vibratory loads better than any other expansion anchor

P/N 17953



45

<p>3/8 Nut P/N 77680N</p>  	<p>1/2 Nut P/N 77684N</p>  	<p>5/8 Nut P/N 77687N</p>  	
<p>3/8 x 2-1/4 P/N 77680</p>  	<p>1/2 x 2-7/8 P/N 77684</p>  	<p>1/2 x 5 P/N 77686</p>  	<p>5/8 x 4-1/2 P/N 77688</p> 
<p>3/8 x 3 P/N 77682</p>  	<p>1/2 x 4 P/N 77685</p>  	<p>5/8 x 3-1/2 P/N 77687</p>  	<p>3/8 x 6 x 3/8 Black Beauty Drill P/N 77530</p>  
<p>3/8 x 4 P/N 77683</p>  	<p>1/2 x 6 P/N 77685</p>  	<p>5/8 x 6 x 3/8 Black Beauty Drill P/N 77546</p>  	<p>5/8 x 6 x 3/8 Black Beauty Drill P/N 77563</p>  

TRAY FRONT

A21-21




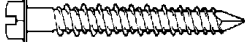
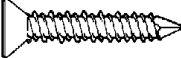


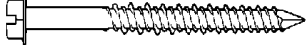
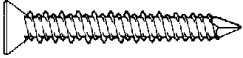


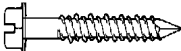
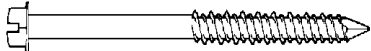
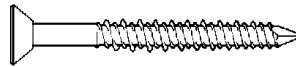
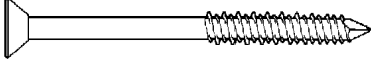
CIC 200™ CEMENT SCREW AND DRILL ASSORTMENT

P/N 17021

FEATURES:

- Self-tapping screw type anchors
- Works fast and securely in all types of masonry applications
- Fast – install 2 to 3 fasteners per minute, just drill, then drive
- Strong – designed for ultimate pullout strength
- Safe and easy – no dangerous equipment needed for installation
- Special high, sharp thread cuts deep and easily while low thread provides stability for accurate driving
- Removable – repairs and adjustments of installed components are made easy because our fastener can be removed and re-inserted in the same hole

353

 <p>3/16" x 1-1/4" SLOTTED HEX WASHER SCREWS P/N 9050 DRILL P/N 9086</p>	 <p>1/4" x 1-3/4" SLOTTED HEX WASHER SCREWS P/N 9058 DRILL P/N 9083</p>	 <p>1/4" x 1-1/4" PHILLIPS FLAT HEAD SCREWS P/N 9071 DRILL P/N 9083</p>	 <p>5/32" x 3-1/2" CARBIDE TIPPED DRILL P/N 9086</p>
 <p>3/16" x 1-3/4" SLOTTED HEX WASHER SCREWS P/N 9051 DRILL P/N 9086</p>	 <p>1/4" x 2-1/4" SLOTTED HEX WASHER SCREWS P/N 9059 DRILL P/N 9084</p>	 <p>1/4" x 1-3/4" PHILLIPS FLAT HEAD SCREWS P/N 9072 DRILL P/N 9083</p>	 <p>3/16" x 3-1/2" CARBIDE TIPPED DRILL P/N 9083</p>  <p>3/16" x 4-1/2" CARBIDE TIPPED DRILL P/N 9084</p>
 <p>1/4" x 1-1/4" SLOTTED HEX WASHER SCREWS P/N 9057 DRILL P/N 9083</p>	 <p>1/4" x 2-3/4" SLOTTED HEX WASHER SCREWS P/N 9060 DRILL P/N 9084</p>	 <p>1/4" x 2-1/4" PHILLIPS FLAT HEAD SCREWS P/N 9073 DRILL P/N 9084</p>	 <p>1/4" x 2-3/4" PHILLIPS FLAT HEAD SCREWS P/N 9074 DRILL P/N 9084</p>

A21-22

TRAY FRONT











TRIPLE-GRIP™ ANCHORS

FEATURES:

- Easy to install
- Superior holding power
- Expandable wings grip tightly behind drywall
- Lateral wings hold anchor in place
- Cam action expands inside drywall
- For use on drywall, plaster, brick, concrete, ceramic tile

P/N 17699

1400

 <p>#6 - 1/4" DRILL DIA. BEIGE P/N 88636</p>	 <p>#8 - 1/4" DRILL DIA. GREY P/N 88637</p>	 <p>#10 - 5/16" DRILL DIA. BLUE P/N 88638</p>	 <p>#12 - 3/8" DRILL DIA. GREEN P/N 88639</p>
 <p>HEX WASHER HEAD SLOTTED METAL SCREW 6 x 1 P/N 859</p>	 <p>HEX WASHER HEAD SLOTTED METAL SCREW 8 x 1-1/4 P/N 864</p>	 <p>HEX WASHER HEAD SLOTTED METAL SCREW 10 x 1-1/4 P/N 870</p>	 <p>HEX WASHER HEAD SLOTTED METAL SCREW 12 x 1-1/2 P/N 878</p>

A21-23

TRAY FRONT



NYLON FLANGED ANCHORS WITH DRILLS

FEATURES

- Notched wings with 2 expansion points to prevent rotation of the anchor as the screw is inserted.
- Easy to install, screws and drill bits included.
- Sizes 6-8 to 12-14

P/N 17688



803



6-8 X 1
NYLON FLANGED ANCHOR - WHITE
P/N 680



8-10 X 1-1/4
NYLON FLANGED ANCHOR - BLUE
P/N 681



12-14 X 1-1/2
NYLON FLANGED ANCHOR - GREEN
P/N 682

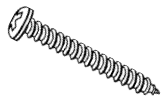
CARBIDE MASONRY DRILLS



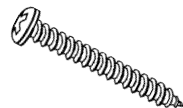
3/16 X 3-1/2 X 3/16
P/N 77504



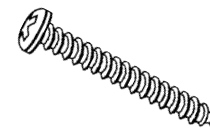
1/4 X 4 X 1/4
P/N 77509



6 X 1
PHILLIPS BINDING METAL SCREW
P/N 1511



10 X 1-1/4
PHILLIPS BINDING METAL SCREW
P/N 1531



14-1/2
PHILLIPS BINDING METAL SCREW
P/N 1550



5/16 X 4-3/4 X 5/16
P/N 77518



A21-24

TRAY FRONT



MULTI-TOGGLE ANCHOR ASSORTMENT

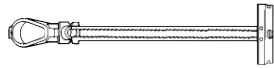
FEATURES

- Quick one person installation
- Small drill holes
- Reusable in same hole
- Screw can be removed without losing anchor behind wall
- Fully threaded steel zinc plated screws

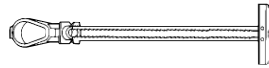
P/N 17664



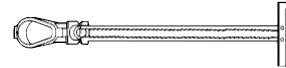
500



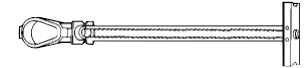
3/16 (10-24)
MULTI-TOGGLE ANCHOR
P/N 5390



3/16 (10-24)
MULTI-TOGGLE ANCHOR
P/N 5390



1/4-20
MULTI-TOGGLE ANCHOR
P/N 5391



1/4-20
MULTI-TOGGLE ANCHOR
P/N 5391



10-24 X 3"
ROUND COMBINATION
MACHINE SCREW
P/N 26224



10-24 X 4"
ROUND COMBINATION
MACHINE SCREW
P/N 26225



1/4-20 X 3"
ROUND COMBINATION
MACHINE SCREW
P/N 26228



1/4-20 X 4"
ROUND COMBINATION
MACHINE SCREW
P/N 26229

A21-25

TRAY FRONT